

Saving the Staff Screening Form to your Android Home Screen:

1. Click on the link: <https://cloud4good.tfaforms.net/389763> and open in Chrome.
2. Tap the menu icon (3 dots in upper right-hand corner) and tap **Add to Home screen**. (fig 1 & 2)
3. You'll be able to enter a name (Screening Form) for the shortcut and then Chrome will add it to your **home screen**. (fig 3 & 4)

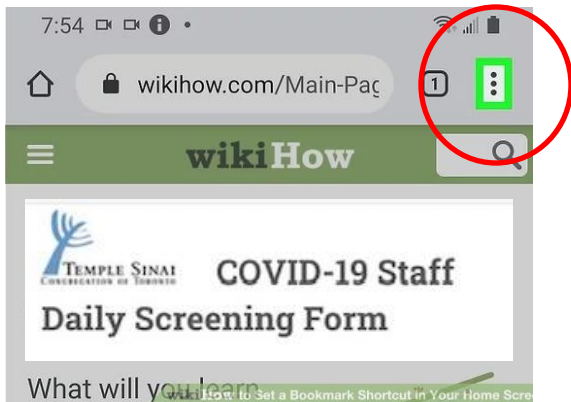


Figure 1

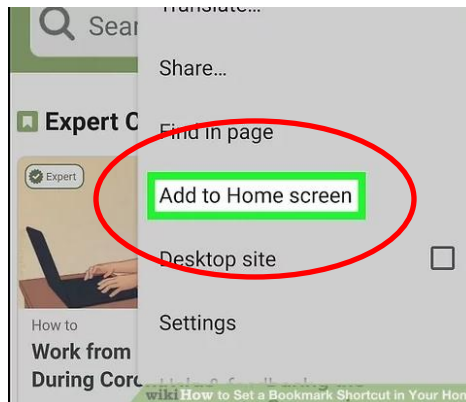


Figure 2

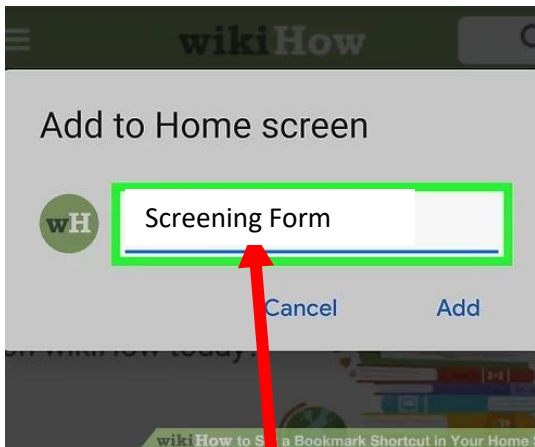


Figure 3




Figure 4

Type in Screening Form to name the shortcut.

Shortcut to Screening Form to click on daily.